

Q1 Chapter Name:

Answered: 20 Skipped: 0

The First Tee of Aiken										
The First Tee of Atlanta										
The First Tee of Augusta										
The First Tee of Battle Creek										
The First Tee of Beaver Falls										
The First Tee of Benton...										
The First Tee of Blaine										
The First Tee of Canton										
The First Tee of Central...										
The First Tee of Central...										
The First Tee of Central...										
The First Tee of Central Iowa										
The First Tee of Central...										
The First Tee of Central N...										
The First Tee of Central Ohio										
The First Tee of Central...										
The First Tee of Clearwater										
The First Tee of Cleveland										
The First Tee of Coastal...										

TFT Central Coast - 2018 Board Assessment Survey

The First Tee of Columbia									
The First Tee of Connecticut									
The First Tee of Contra Costa									
The First Tee of Corning									
The First Tee of Delaware									
The First Tee of Denver									
The First Tee of East Bato...									
The First Tee of East Lake									
The First Tee of Eastern...									
The First Tee of Fort Smith									
The First Tee of Fort Worth									
The First Tee of Fresno									
The First Tee of Greater...									
The First Tee of Greater...									
The First Tee of Greater...									
The First Tee of Greater...									
The First Tee of Greater...									
The First Tee of Greater...									
The First Tee of Greater...									
The First Tee									

TFT Central Coast - 2018 Board Assessment Survey

of Greater...
The First Tee
of Greater E...
The First Tee
of Greater...
The First Tee
of Greater...
The First Tee
of Greater...
The First Tee
of Greater...
The First Tee
of Greater N...
The First Tee
of Greater...
The First Tee
of Greater...
The First Tee
of Greater...
The First Tee
of Greater...
The First Tee
of Greater...
The First Tee
of Greater...
The First Tee
of Greater S...
The First Tee
of Greater...
The First Tee
of Greater S...
The First Tee
of Greater...
The First Tee
of Greater...
The First Tee
of Greater...
The First Tee
of Greater...
The First Tee
of Greater...
The First Tee
of Greater...

TFT Central Coast - 2018 Board Assessment Survey

The First Tee of Greater...									
The First Tee of Green Val...									
The First Tee of Hampton...									
The First Tee of Harrisonburg									
The First Tee of Howard...									
The First Tee of Idaho									
The First Tee of Indiana									
The First Tee of Japan									
The First Tee of Lake County									
The First Tee of Lake Erie									
The First Tee of Lakeland									
The First Tee of Lehigh...									
The First Tee of Los Angeles									
The First Tee of Louisville									
The First Tee of Manhattan									
The First Tee of...									
The First Tee of Memphis									
The First Tee of Metropoli...									
The First Tee of Metropoli...									
The First Tee of Miami									
The First Tee of Middle...									

TFT Central Coast - 2018 Board Assessment Survey

- The First Tee of Mid-Michigan
- The First Tee of Monmouth ...
- The First Tee of Montana
- The First Tee of Monterey...
- The First Tee of...
- The First Tee of New...
- The First Tee of North...
- The First Tee of Northeast...
- The First Tee of Northern...
- The First Tee of Northern...
- The First Tee of Northwest...
- The First Tee of Northwest...
- The First Tee of Omaha
- The First Tee of Orange...
- The First Tee of Phoenix
- The First Tee of Pikes Peak
- The First Tee of Pine...
- The First Tee of Pittsburgh
- The First Tee of Prince...
- The First Tee of Prince...
- The First Tee of Quad Cities

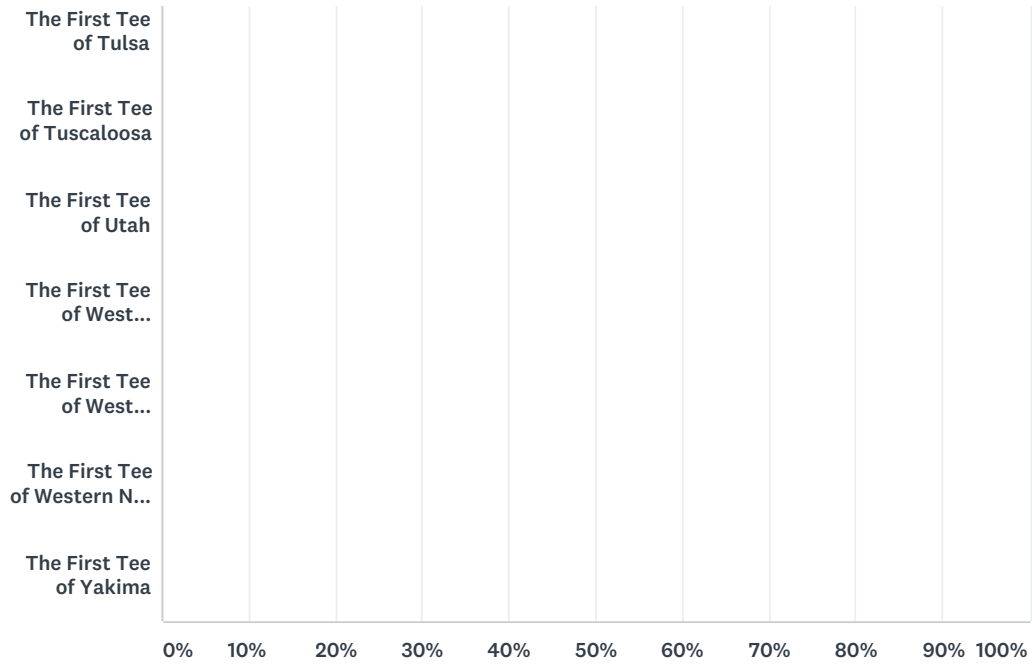
TFT Central Coast - 2018 Board Assessment Survey

The First Tee of Raritan...									
The First Tee of Roanoke...									
The First Tee of Salina									
The First Tee of San Diego									
The First Tee of San...									
The First Tee of San Joaquin									
The First Tee of San Juan...									
The First Tee of...									
The First Tee of Savannah									
The First Tee of Sharon									
The First Tee of Shawnee...									
The First Tee of Silicon...									
The First Tee of Siouxland									
The First Tee of South...									
The First Tee of South Dakota									
The First Tee of South Pug...									
The First Tee of Southeast...									
The First Tee of Southeast...									
The First Tee of St....									
The First Tee of Syracuse									
The First Tee									

TFT Central Coast - 2018 Board Assessment Survey

of Tampa Bay									
The First Tee of the...									
The First Tee of the East Bay									
The First Tee of the...									
The First Tee of the Golde...									
The First Tee of the Inlan...									
The First Tee of The Inlan...									
The First Tee of The...									
The First Tee of The Palm...									
The First Tee of The Piney...									
The First Tee of the...									
The First Tee of the Triad									
The First Tee of the Triangle									
The First Tee of the...									
The First Tee of the Twin...									
The First Tee of the Upstate									
The First Tee of the Virgi...									
The First Tee of the Virgi...									
The First Tee of Three Riv...									
The First Tee of Troup County									
The First Tee of Tucson									

TFT Central Coast - 2018 Board Assessment Survey



ANSWER CHOICES	RESPONSES	
The First Tee of Aiken	0.00%	0
The First Tee of Atlanta	0.00%	0
The First Tee of Augusta	0.00%	0
The First Tee of Battle Creek	0.00%	0
The First Tee of Beaver Falls	0.00%	0
The First Tee of Benton Harbor	0.00%	0
The First Tee of Blaine	0.00%	0
The First Tee of Canton	0.00%	0
The First Tee of Central Arkansas	0.00%	0
The First Tee of Central Coast	100.00%	20
The First Tee of Central Florida	0.00%	0
The First Tee of Central Iowa	0.00%	0
The First Tee of Central Mississippi	0.00%	0
The First Tee of Central New Mexico	0.00%	0
The First Tee of Central Ohio	0.00%	0
The First Tee of Central Valley	0.00%	0
The First Tee of Clearwater	0.00%	0
The First Tee of Cleveland	0.00%	0
The First Tee of Coastal Carolinas	0.00%	0
The First Tee of Columbia	0.00%	0
The First Tee of Connecticut	0.00%	0

TFT Central Coast - 2018 Board Assessment Survey

The First Tee of Contra Costa	0.00%	0
The First Tee of Corning	0.00%	0
The First Tee of Delaware	0.00%	0
The First Tee of Denver	0.00%	0
The First Tee of East Baton Rouge Parish	0.00%	0
The First Tee of East Lake	0.00%	0
The First Tee of Eastern Michigan	0.00%	0
The First Tee of Fort Smith	0.00%	0
The First Tee of Fort Worth	0.00%	0
The First Tee of Fresno	0.00%	0
The First Tee of Greater Akron	0.00%	0
The First Tee of Greater Austin	0.00%	0
The First Tee of Greater Baltimore	0.00%	0
The First Tee of Greater Charleston	0.00%	0
The First Tee of Greater Charlotte	0.00%	0
The First Tee of Greater Chicago	0.00%	0
The First Tee of Greater Cincinnati & Northern Kentucky	0.00%	0
The First Tee of Greater Dallas	0.00%	0
The First Tee of Greater Detroit	0.00%	0
The First Tee of Greater El Paso	0.00%	0
The First Tee of Greater Houston	0.00%	0
The First Tee of Greater Kansas City	0.00%	0
The First Tee of Greater Knoxville	0.00%	0
The First Tee of Greater Miami Valley	0.00%	0
The First Tee of Greater New Orleans	0.00%	0
The First Tee of Greater Ocala	0.00%	0
The First Tee of Greater Pasadena	0.00%	0
The First Tee of Greater Philadelphia	0.00%	0
The First Tee of Greater Portland	0.00%	0
The First Tee of Greater Richmond	0.00%	0
The First Tee of Greater Sacramento	0.00%	0
The First Tee of Greater San Antonio	0.00%	0
The First Tee of Greater Seattle	0.00%	0
The First Tee of Greater St. Louis	0.00%	0
The First Tee of Greater Trenton	0.00%	0

TFT Central Coast - 2018 Board Assessment Survey

The First Tee of Greater Tyler	0.00%	0
The First Tee of Greater Vancouver	0.00%	0
The First Tee of Greater Washington, DC	0.00%	0
The First Tee of Greater Wichita	0.00%	0
The First Tee of Greater Wilmington	0.00%	0
The First Tee of Green Valley Ranch	0.00%	0
The First Tee of Hampton Roads	0.00%	0
The First Tee of Harrisonburg	0.00%	0
The First Tee of Howard County	0.00%	0
The First Tee of Idaho	0.00%	0
The First Tee of Indiana	0.00%	0
The First Tee of Japan	0.00%	0
The First Tee of Lake County	0.00%	0
The First Tee of Lake Erie	0.00%	0
The First Tee of Lakeland	0.00%	0
The First Tee of Lehigh Valley	0.00%	0
The First Tee of Los Angeles	0.00%	0
The First Tee of Louisville	0.00%	0
The First Tee of Manhattan	0.00%	0
The First Tee of Massachusetts	0.00%	0
The First Tee of Memphis	0.00%	0
The First Tee of Metropolitan New York	0.00%	0
The First Tee of Metropolitan Oklahoma City	0.00%	0
The First Tee of Miami	0.00%	0
The First Tee of Middle Tennessee	0.00%	0
The First Tee of Mid-Michigan	0.00%	0
The First Tee of Monmouth & Ocean	0.00%	0
The First Tee of Montana	0.00%	0
The First Tee of Monterey County	0.00%	0
The First Tee of Naples/Collier	0.00%	0
The First Tee of New Hampshire	0.00%	0
The First Tee of North Florida	0.00%	0
The First Tee of Northeast Wisconsin	0.00%	0
The First Tee of Northern Michigan	0.00%	0
The First Tee of Northern Nevada	0.00%	0

TFT Central Coast - 2018 Board Assessment Survey

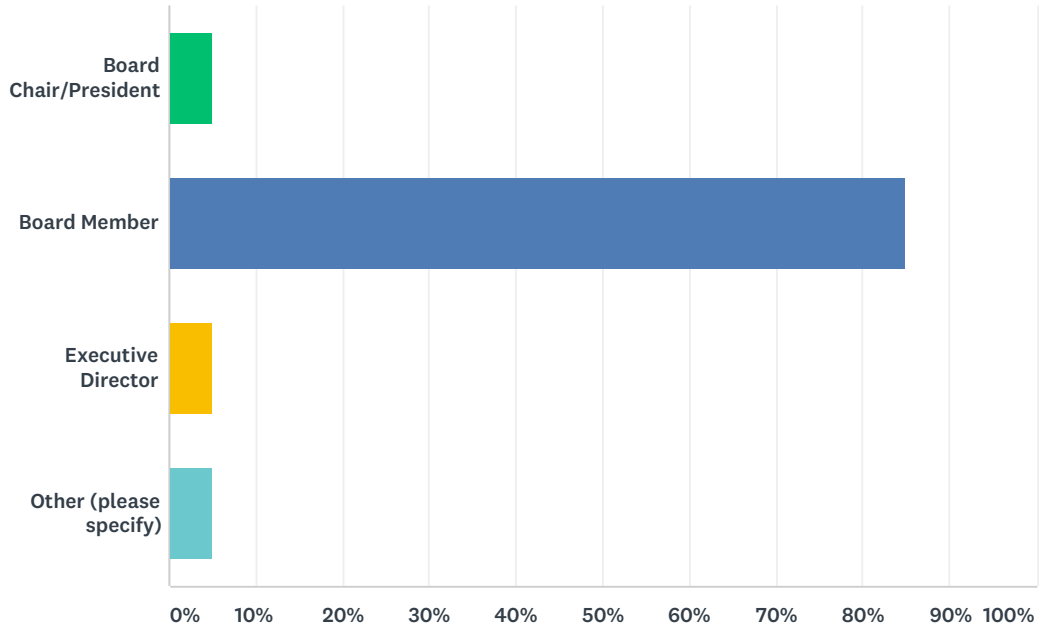
The First Tee of Northwest Arkansas	0.00%	0
The First Tee of Northwest Florida	0.00%	0
The First Tee of Omaha	0.00%	0
The First Tee of Orange County	0.00%	0
The First Tee of Phoenix	0.00%	0
The First Tee of Pikes Peak	0.00%	0
The First Tee of Pine Mountain	0.00%	0
The First Tee of Pittsburgh	0.00%	0
The First Tee of Prince George's County	0.00%	0
The First Tee of Prince William County	0.00%	0
The First Tee of Quad Cities	0.00%	0
The First Tee of Raritan Valley	0.00%	0
The First Tee of Roanoke Valley	0.00%	0
The First Tee of Salina	0.00%	0
The First Tee of San Diego	0.00%	0
The First Tee of San Francisco	0.00%	0
The First Tee of San Joaquin	0.00%	0
The First Tee of San Juan County, NM	0.00%	0
The First Tee of Sarasota/Manatee	0.00%	0
The First Tee of Savannah	0.00%	0
The First Tee of Sharon	0.00%	0
The First Tee of Shawnee County	0.00%	0
The First Tee of Silicon Valley	0.00%	0
The First Tee of Siouxland	0.00%	0
The First Tee of South Central Wisconsin	0.00%	0
The First Tee of South Dakota	0.00%	0
The First Tee of South Puget Sound	0.00%	0
The First Tee of Southeast Wisconsin	0.00%	0
The First Tee of Southeastern New Mexico	0.00%	0
The First Tee of St. Petersburg	0.00%	0
The First Tee of Syracuse	0.00%	0
The First Tee of Tampa Bay	0.00%	0
The First Tee of the Coachella Valley	0.00%	0
The First Tee of the East Bay	0.00%	0

TFT Central Coast - 2018 Board Assessment Survey

The First Tee of the Foothills	0.00%	0
The First Tee of the Golden Isles	0.00%	0
The First Tee of the Inland Empire	0.00%	0
The First Tee of The Inland Northwest	0.00%	0
The First Tee of The Lowcountry	0.00%	0
The First Tee of The Palm Beaches	0.00%	0
The First Tee of The Piney Woods	0.00%	0
The First Tee of the Sandhills	0.00%	0
The First Tee of the Triad	0.00%	0
The First Tee of the Triangle	0.00%	0
The First Tee of the Tri-Valley	0.00%	0
The First Tee of the Twin Cities	0.00%	0
The First Tee of the Upstate	0.00%	0
The First Tee of the Virginia Blue Ridge	0.00%	0
The First Tee of the Virginia Peninsula	0.00%	0
The First Tee of Three Rivers Park District	0.00%	0
The First Tee of Troup County	0.00%	0
The First Tee of Tucson	0.00%	0
The First Tee of Tulsa	0.00%	0
The First Tee of Tuscaloosa	0.00%	0
The First Tee of Utah	0.00%	0
The First Tee of West Michigan	0.00%	0
The First Tee of West Virginia	0.00%	0
The First Tee of Western New York	0.00%	0
The First Tee of Yakima	0.00%	0
TOTAL		20

Q2 Title:

Answered: 20 Skipped: 0

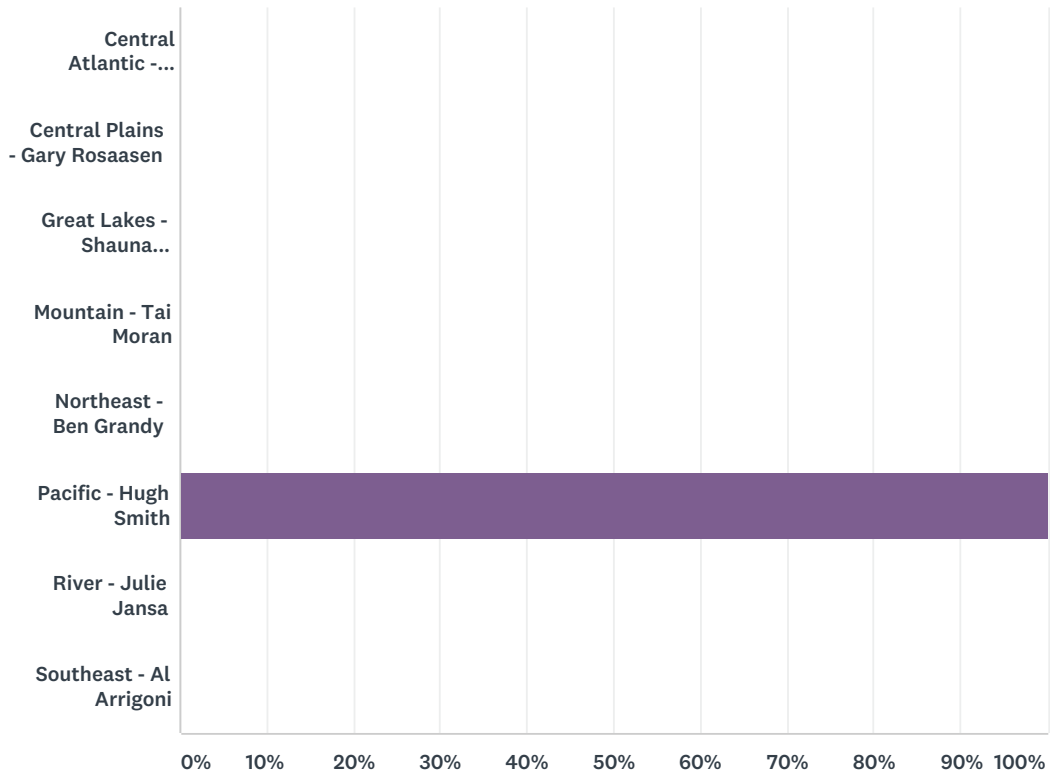


ANSWER CHOICES	RESPONSES
Board Chair/President	5.00% 1
Board Member	85.00% 17
Executive Director	5.00% 1
Other (please specify)	5.00% 1
TOTAL	20

#	OTHER (PLEASE SPECIFY)	DATE
1	Board Member and current Secretary	3/13/2018 4:36 PM

Q3 Chapter Region:

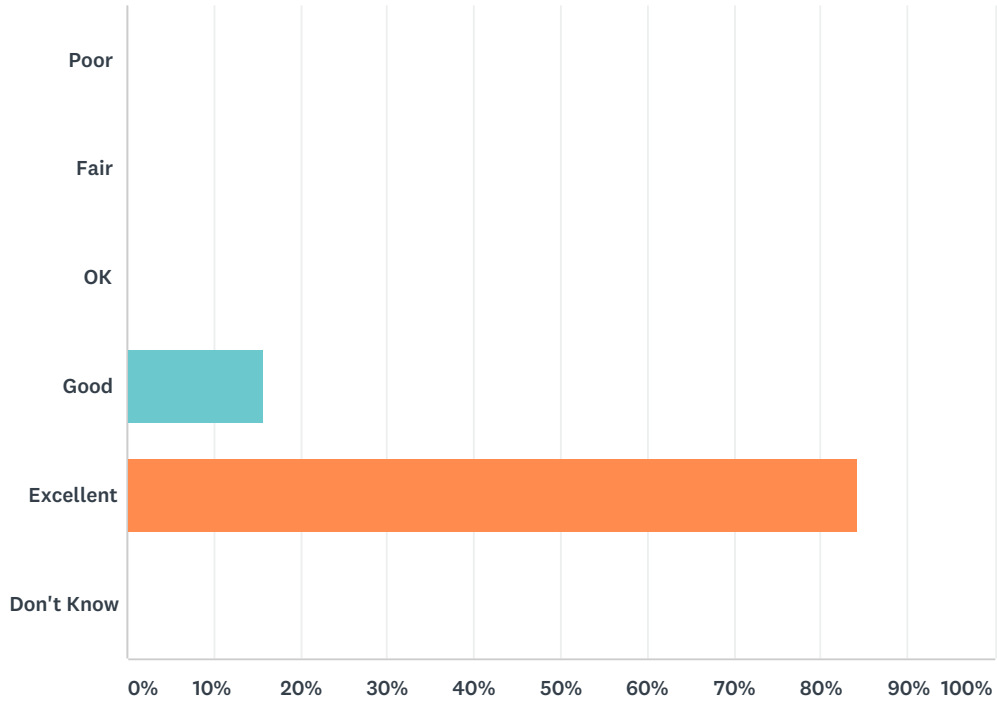
Answered: 20 Skipped: 0



ANSWER CHOICES	RESPONSES	
Central Atlantic - Michael Blackwell	0.00%	0
Central Plains - Gary Rosaasen	0.00%	0
Great Lakes - Shauna Bezilla/Joe O'Brien	0.00%	0
Mountain - Tai Moran	0.00%	0
Northeast - Ben Grandy	0.00%	0
Pacific - Hugh Smith	100.00%	20
River - Julie Jansa	0.00%	0
Southeast - Al Arrigoni	0.00%	0
TOTAL		20

Q4 Understanding the mission and purpose of the chapter.

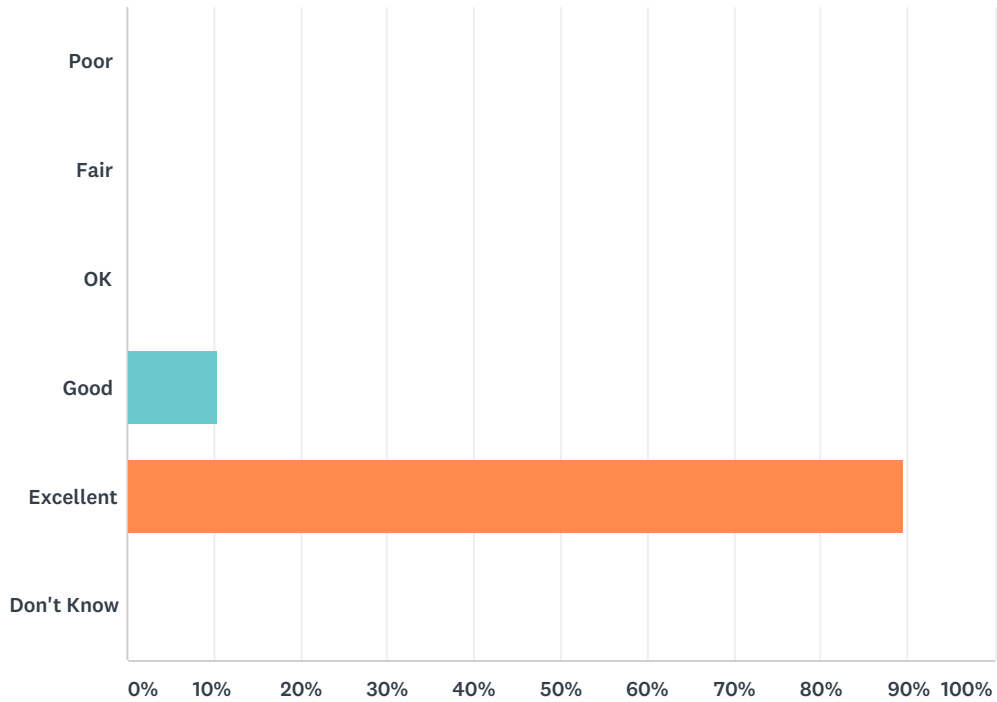
Answered: 19 Skipped: 1



ANSWER CHOICES	RESPONSES	
Poor	0.00%	0
Fair	0.00%	0
OK	0.00%	0
Good	15.79%	3
Excellent	84.21%	16
Don't Know	0.00%	0
TOTAL		19

Q5 Selecting the Executive Director and providing him/her with clearly defined roles and responsibilities that support the chapter's goals.

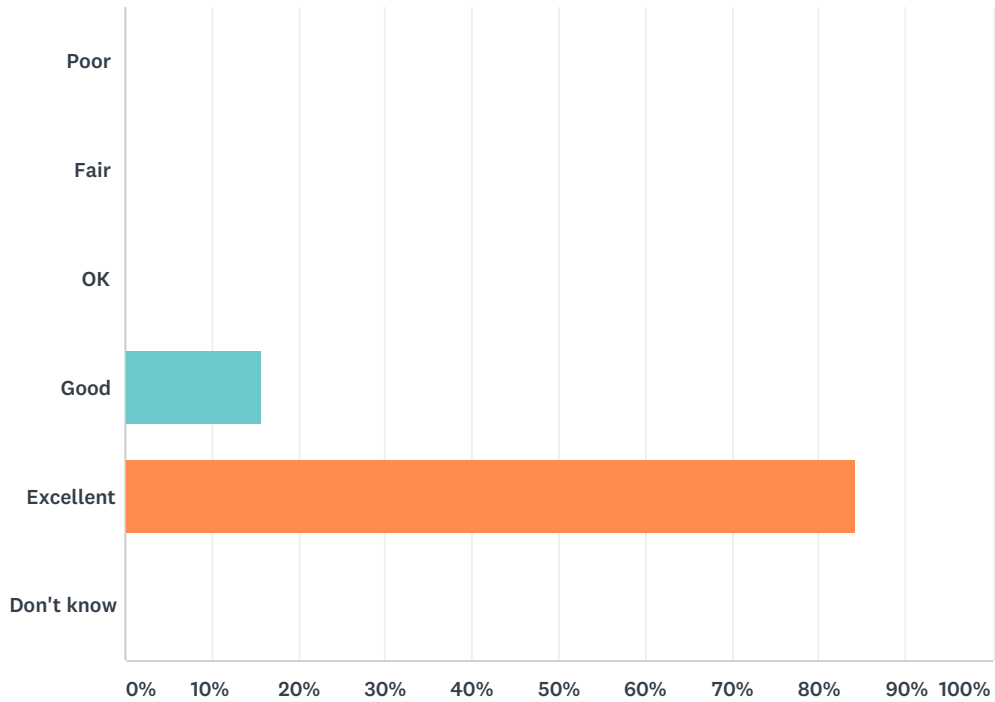
Answered: 19 Skipped: 1



ANSWER CHOICES	RESPONSES	
Poor	0.00%	0
Fair	0.00%	0
OK	0.00%	0
Good	10.53%	2
Excellent	89.47%	17
Don't Know	0.00%	0
TOTAL		19

Q6 Ensuring the Executive Director has the moral and professional support he/she needs to help further the chapter's goals.

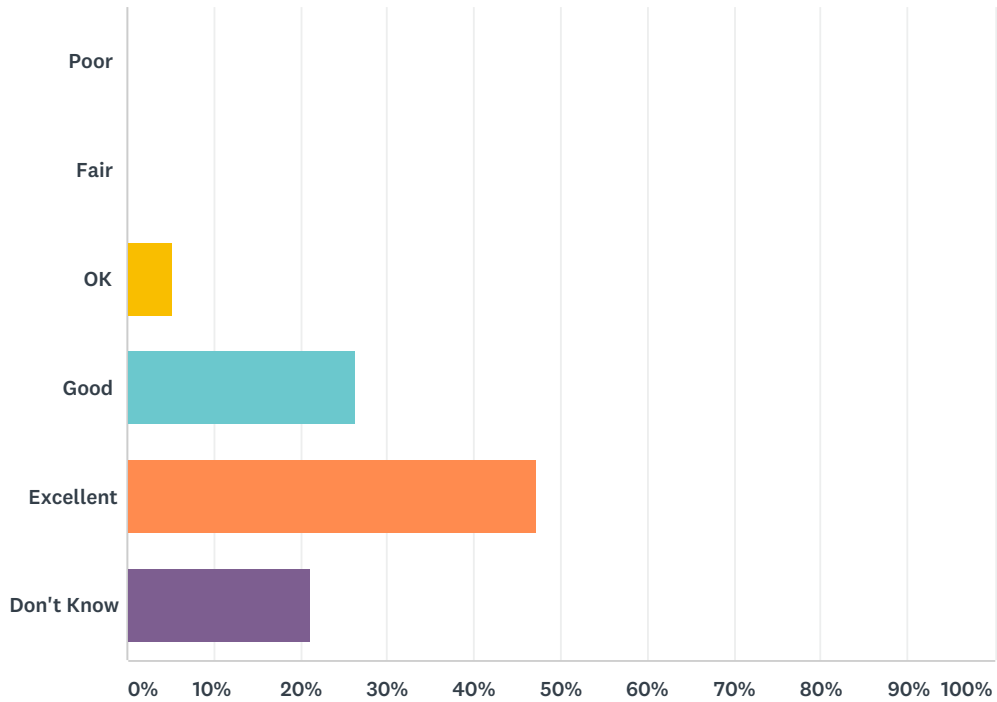
Answered: 19 Skipped: 1



ANSWER CHOICES	RESPONSES	
Poor	0.00%	0
Fair	0.00%	0
OK	0.00%	0
Good	15.79%	3
Excellent	84.21%	16
Don't know	0.00%	0
TOTAL		19

Q7 Providing constructive feedback through an annual evaluation of the Executive Director's performance.

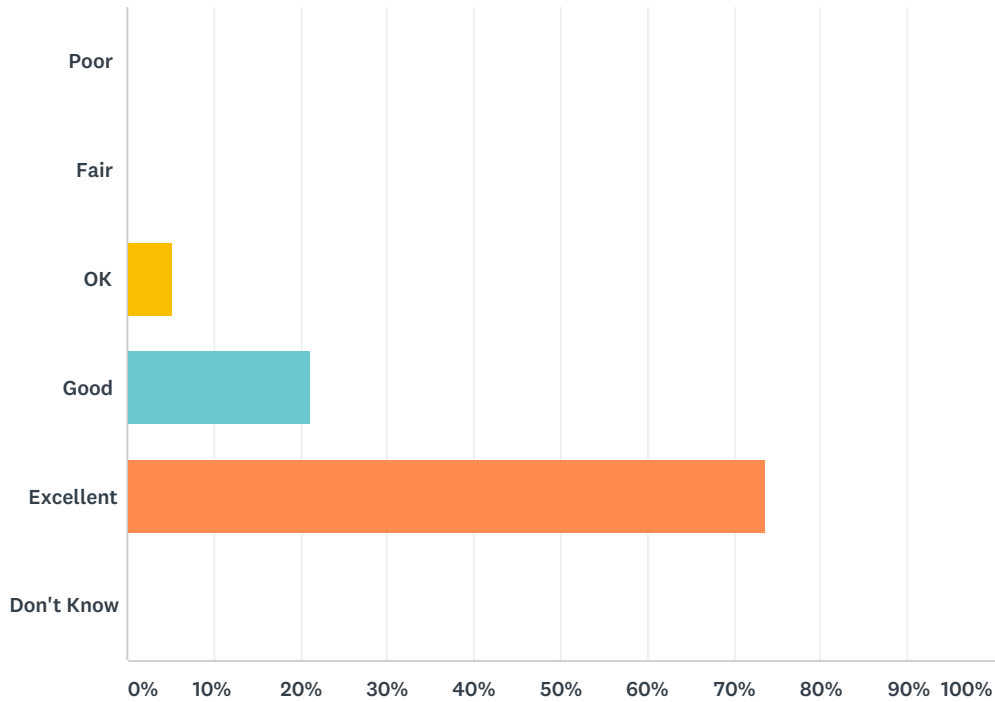
Answered: 19 Skipped: 1



ANSWER CHOICES	RESPONSES	
Poor	0.00%	0
Fair	0.00%	0
OK	5.26%	1
Good	26.32%	5
Excellent	47.37%	9
Don't Know	21.05%	4
TOTAL		19

Q8 Engaging in a planning process that ensures a clearly defined strategic vision and chapter goals.

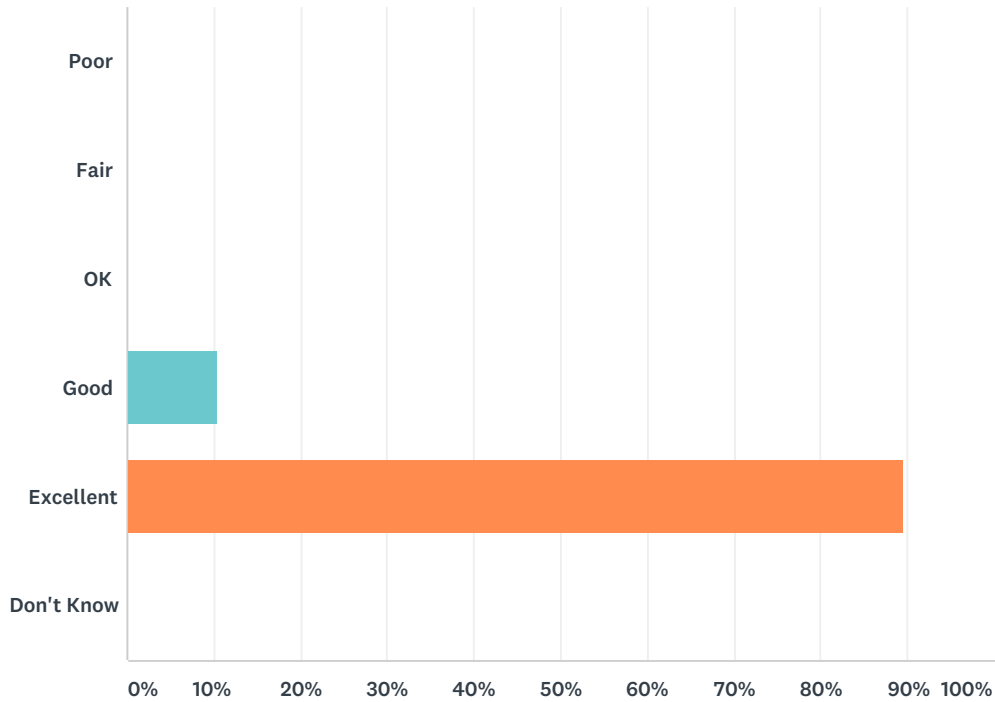
Answered: 19 Skipped: 1



ANSWER CHOICES	RESPONSES	
Poor	0.00%	0
Fair	0.00%	0
OK	5.26%	1
Good	21.05%	4
Excellent	73.68%	14
Don't Know	0.00%	0
TOTAL		19

Q9 Reviewing and assessing progress towards accomplishing the chapter's strategic goals on a routine basis.

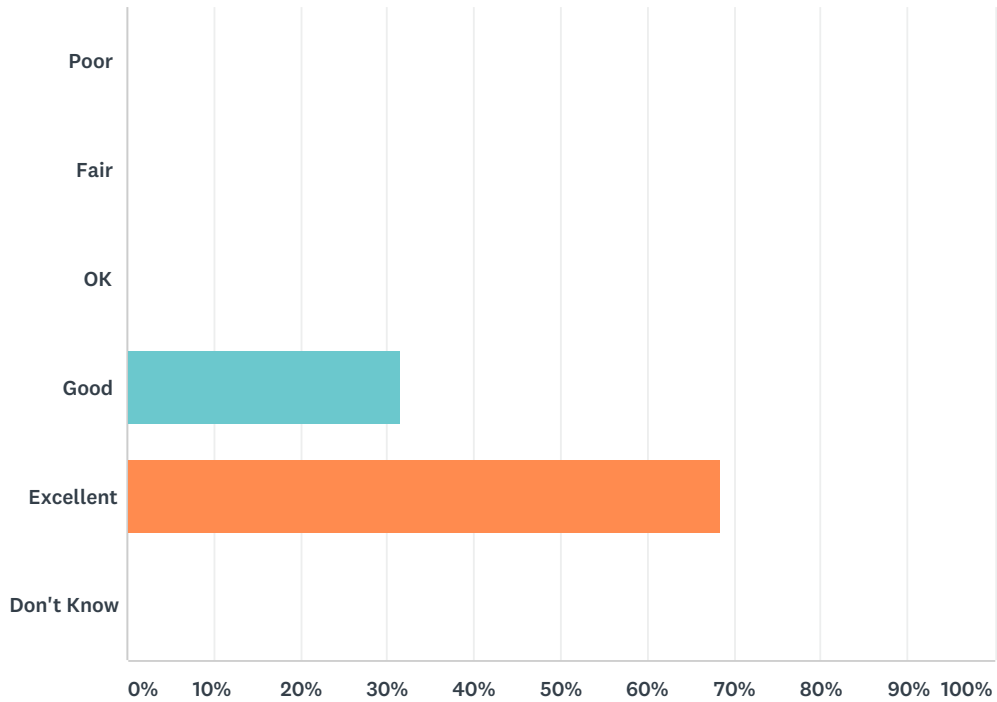
Answered: 19 Skipped: 1



ANSWER CHOICES	RESPONSES	
Poor	0.00%	0
Fair	0.00%	0
OK	0.00%	0
Good	10.53%	2
Excellent	89.47%	17
Don't Know	0.00%	0
TOTAL		19

Q10 Monitoring programs and services to ensure that they adhere to the chapter's mission.

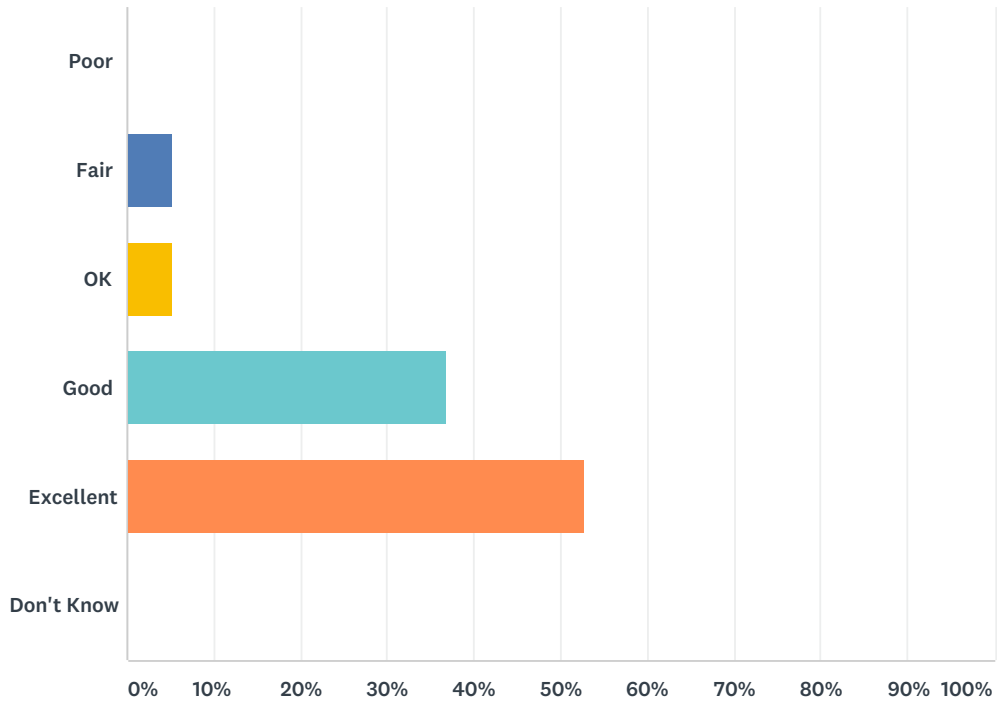
Answered: 19 Skipped: 1



ANSWER CHOICES	RESPONSES	
Poor	0.00%	0
Fair	0.00%	0
OK	0.00%	0
Good	31.58%	6
Excellent	68.42%	13
Don't Know	0.00%	0
TOTAL		19

Q11 Maintaining a meaningful connection to programs, participants, parents, and other key constituents.

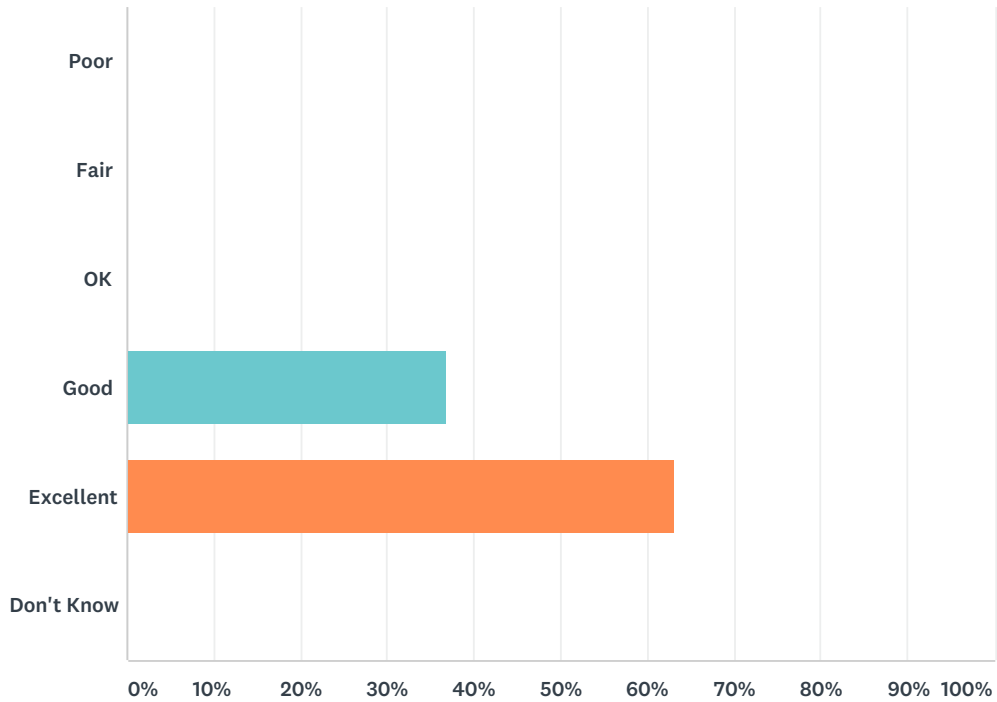
Answered: 19 Skipped: 1



ANSWER CHOICES	RESPONSES	
Poor	0.00%	0
Fair	5.26%	1
OK	5.26%	1
Good	36.84%	7
Excellent	52.63%	10
Don't Know	0.00%	0
TOTAL		19

Q12 Ensuring sufficient funding and cash flow through diverse sources of revenue to support all chapter operations.

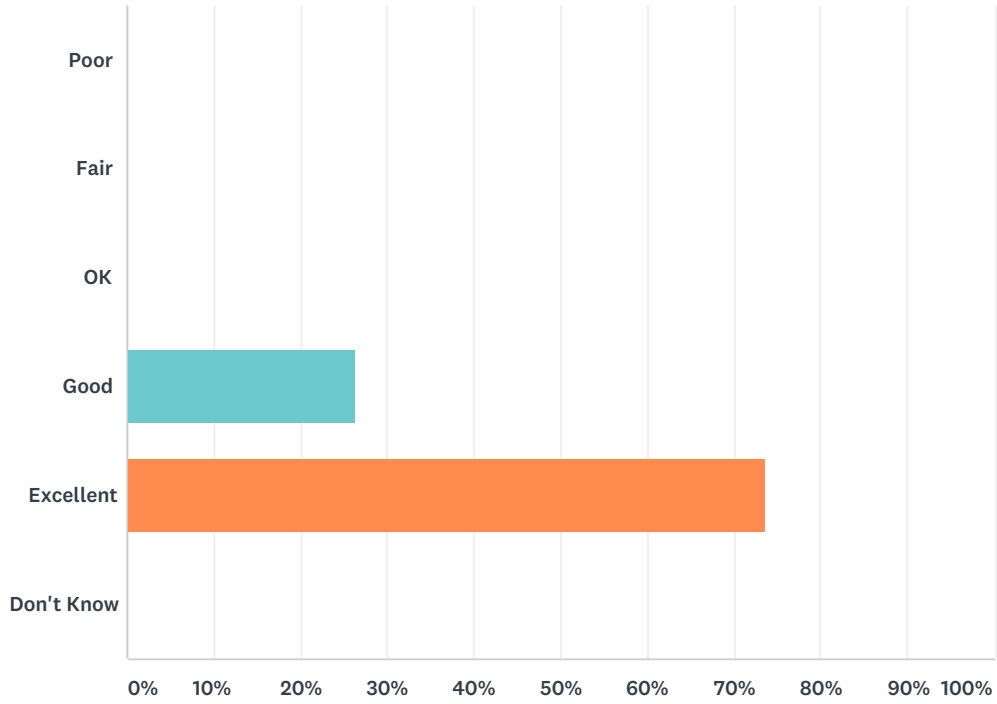
Answered: 19 Skipped: 1



ANSWER CHOICES	RESPONSES	
Poor	0.00%	0
Fair	0.00%	0
OK	0.00%	0
Good	36.84%	7
Excellent	63.16%	12
Don't Know	0.00%	0
TOTAL		19

Q13 Following a strategic funding plan that supports the chapter's vision.

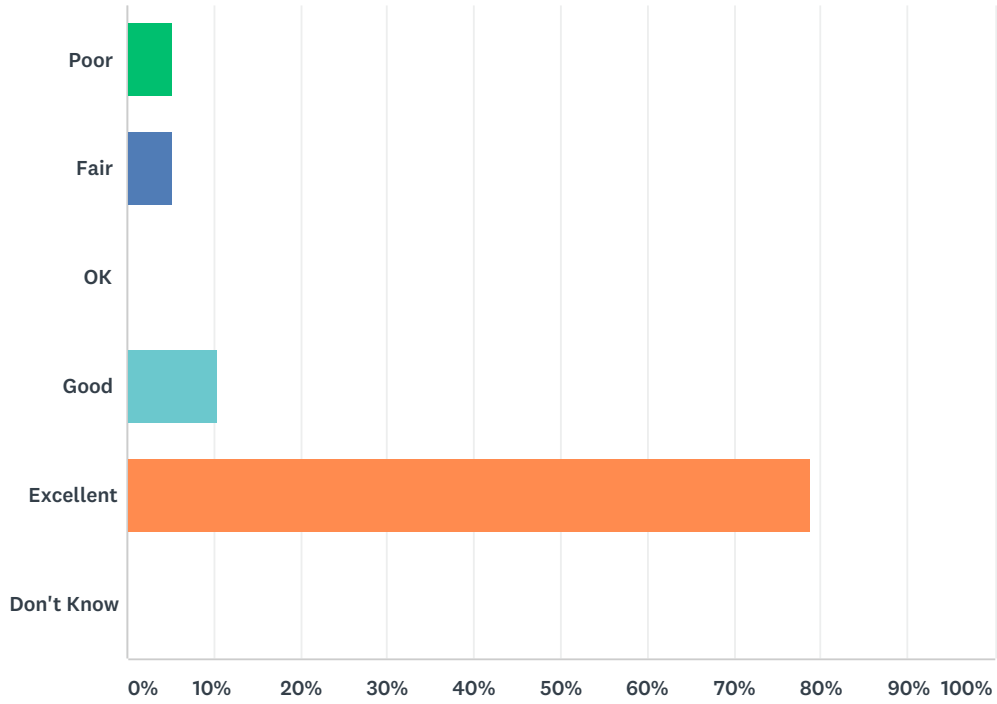
Answered: 19 Skipped: 1



ANSWER CHOICES	RESPONSES	
Poor	0.00%	0
Fair	0.00%	0
OK	0.00%	0
Good	26.32%	5
Excellent	73.68%	14
Don't Know	0.00%	0
TOTAL		19

Q14 Making a personal financial contribution annually.

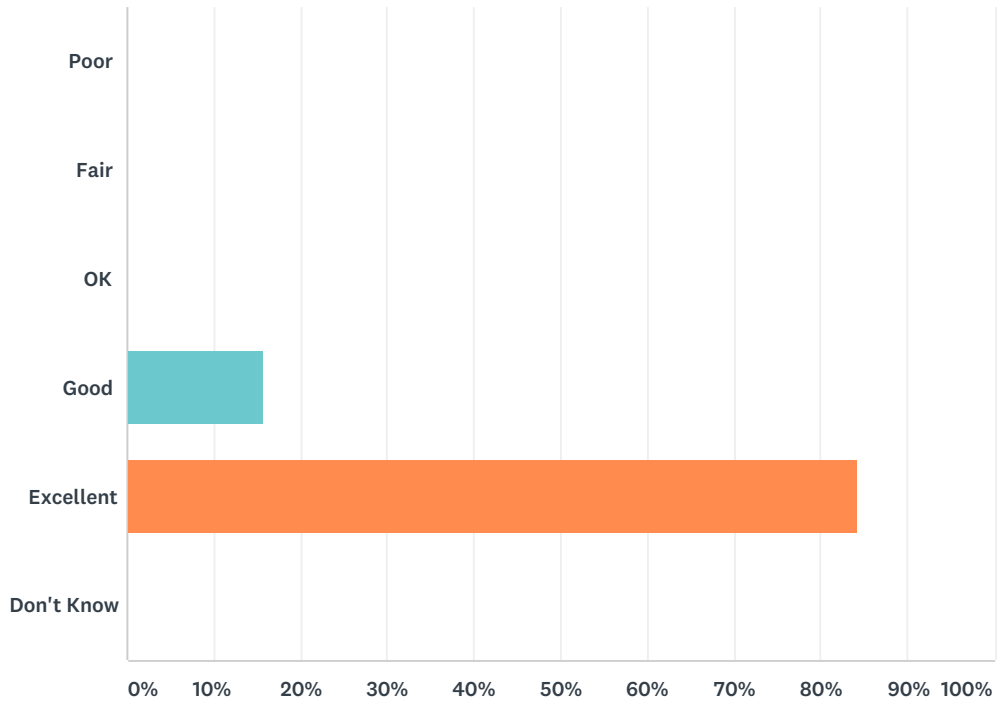
Answered: 19 Skipped: 1



ANSWER CHOICES	RESPONSES	
Poor	5.26%	1
Fair	5.26%	1
OK	0.00%	0
Good	10.53%	2
Excellent	78.95%	15
Don't Know	0.00%	0
TOTAL		19

Q15 Participating in fundraising activities that contribute to the chapter's fundraising goals and activities.

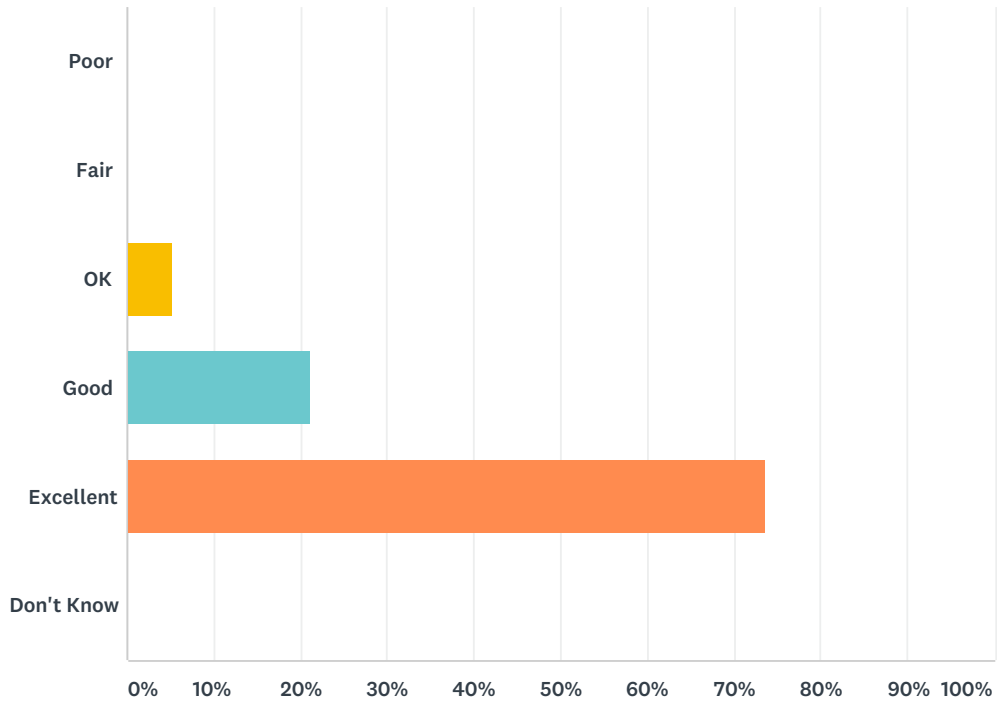
Answered: 19 Skipped: 1



ANSWER CHOICES	RESPONSES	
Poor	0.00%	0
Fair	0.00%	0
OK	0.00%	0
Good	15.79%	3
Excellent	84.21%	16
Don't Know	0.00%	0
TOTAL		19

Q16 Providing pertinent financial oversight through approval and regular review of the chapter's financials.

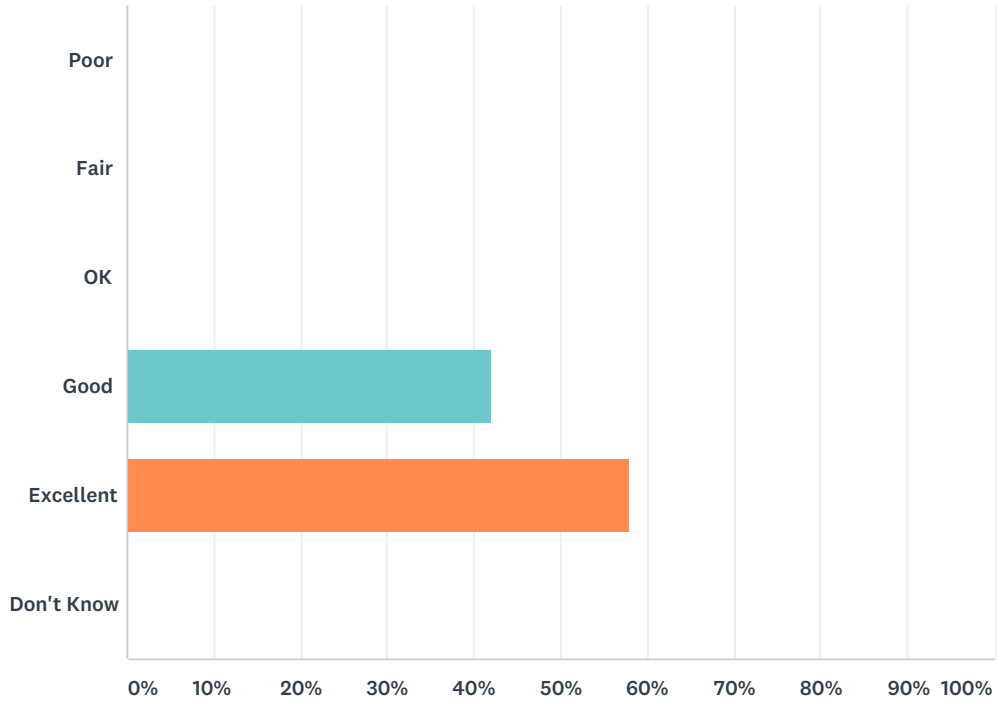
Answered: 19 Skipped: 1



ANSWER CHOICES	RESPONSES	
Poor	0.00%	0
Fair	0.00%	0
OK	5.26%	1
Good	21.05%	4
Excellent	73.68%	14
Don't Know	0.00%	0
TOTAL		19

Q17 Ensuring proper financial controls are active and monitored.

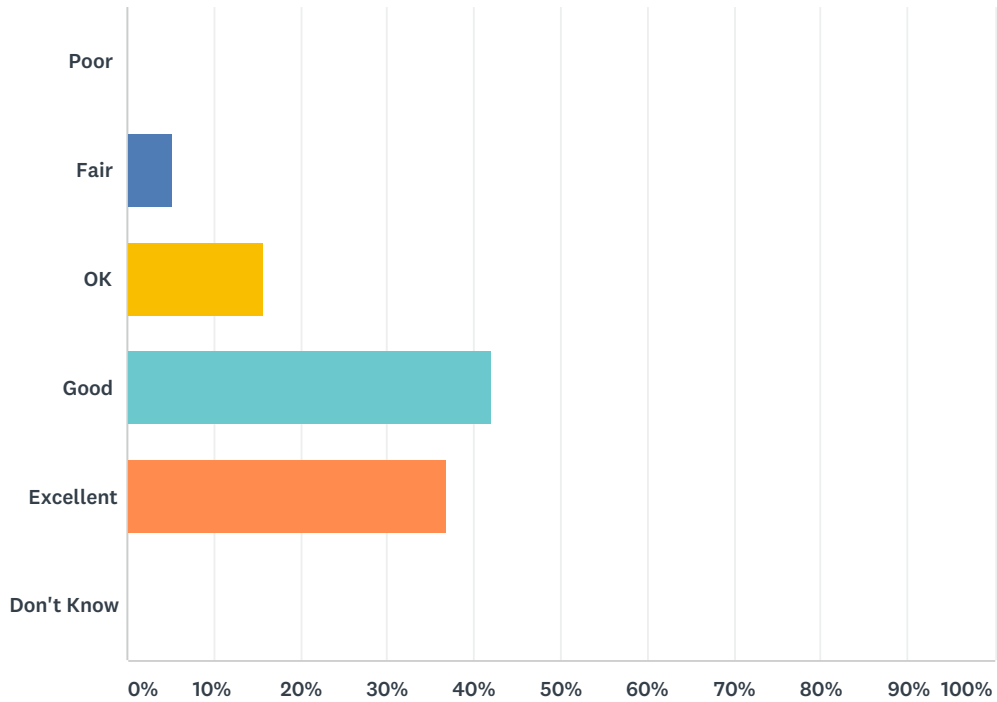
Answered: 19 Skipped: 1



ANSWER CHOICES	RESPONSES	
Poor	0.00%	0
Fair	0.00%	0
OK	0.00%	0
Good	42.11%	8
Excellent	57.89%	11
Don't Know	0.00%	0
TOTAL		19

Q18 Ensuring proper orientation and training of all new board members through the on boarding process.

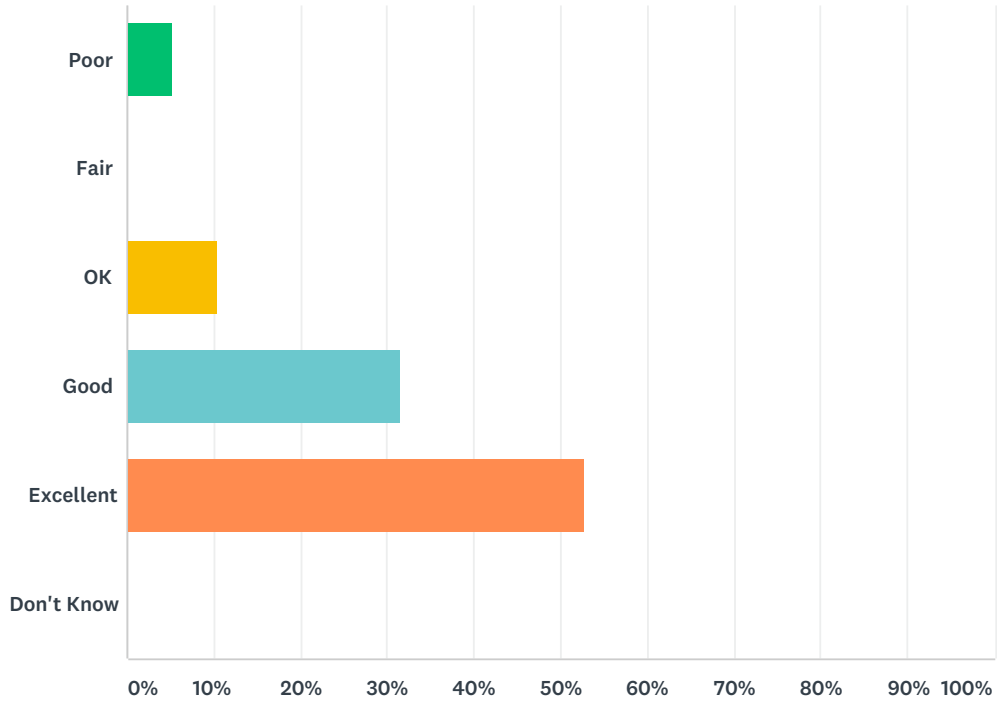
Answered: 19 Skipped: 1



ANSWER CHOICES	RESPONSES	
Poor	0.00%	0
Fair	5.26%	1
OK	15.79%	3
Good	42.11%	8
Excellent	36.84%	7
Don't Know	0.00%	0
TOTAL		19

Q19 Reflecting the diversity of the communities that the chapter serves.

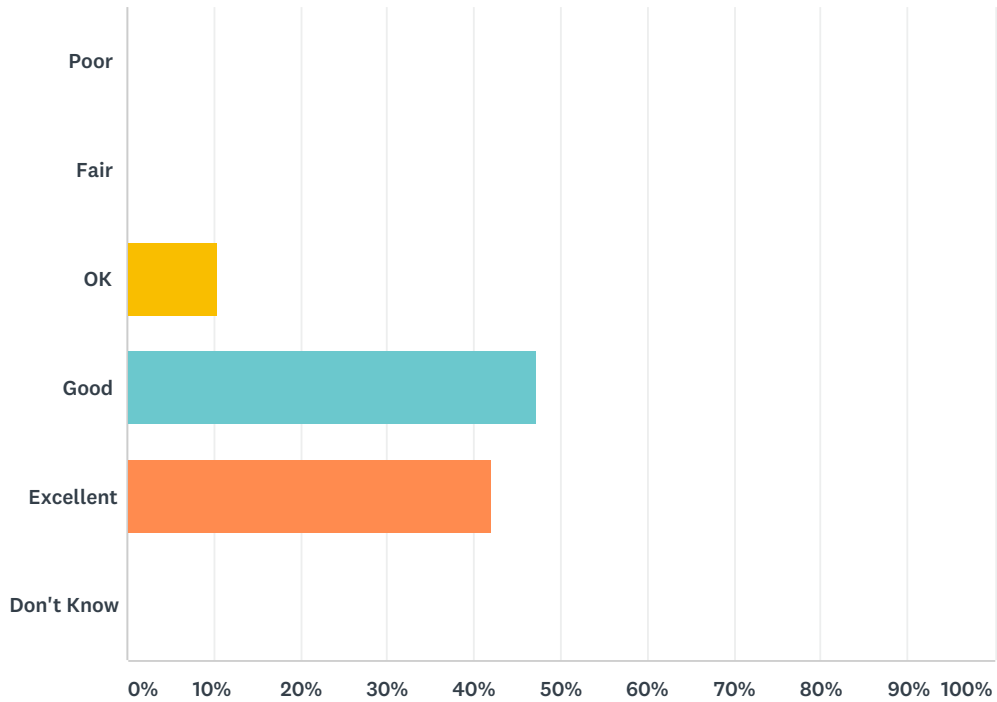
Answered: 19 Skipped: 1



ANSWER CHOICES	RESPONSES	
Poor	5.26%	1
Fair	0.00%	0
OK	10.53%	2
Good	31.58%	6
Excellent	52.63%	10
Don't Know	0.00%	0
TOTAL		19

Q20 Utilizing a committee structure that effectively supports the chapter's goals.

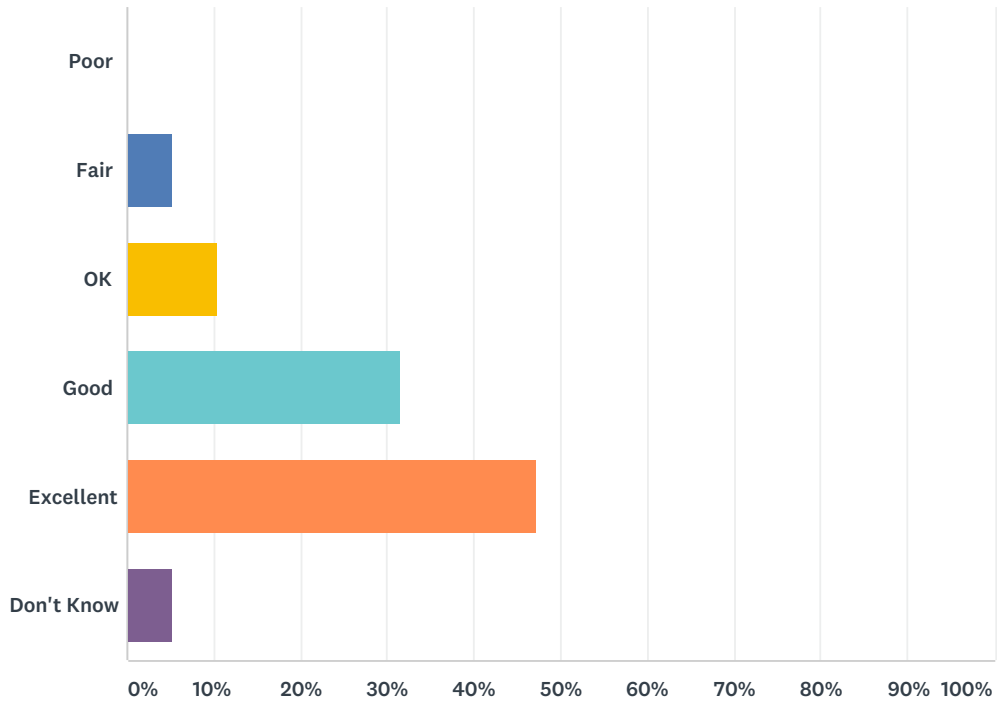
Answered: 19 Skipped: 1



ANSWER CHOICES	RESPONSES	
Poor	0.00%	0
Fair	0.00%	0
OK	10.53%	2
Good	47.37%	9
Excellent	42.11%	8
Don't Know	0.00%	0
TOTAL		19

Q21 Following a succession plan that involves strategic board recruitment and planned transition for all board members.

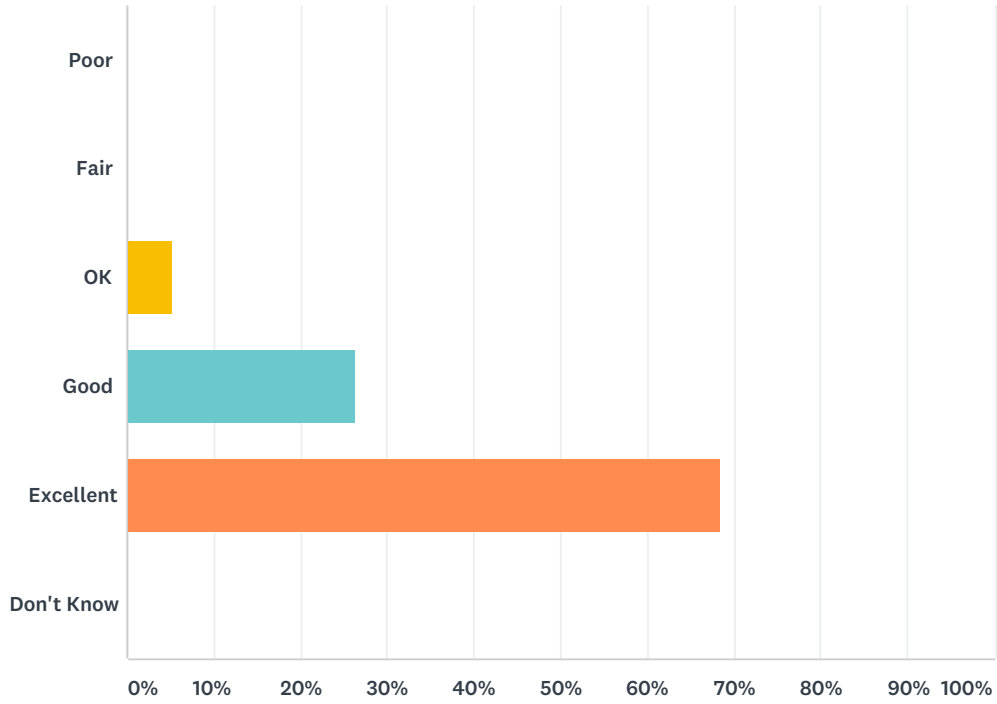
Answered: 19 Skipped: 1



ANSWER CHOICES	RESPONSES	
Poor	0.00%	0
Fair	5.26%	1
OK	10.53%	2
Good	31.58%	6
Excellent	47.37%	9
Don't Know	5.26%	1
TOTAL		19

Q22 Reviewing and adhering to the provisions of the chapter's bylaws.

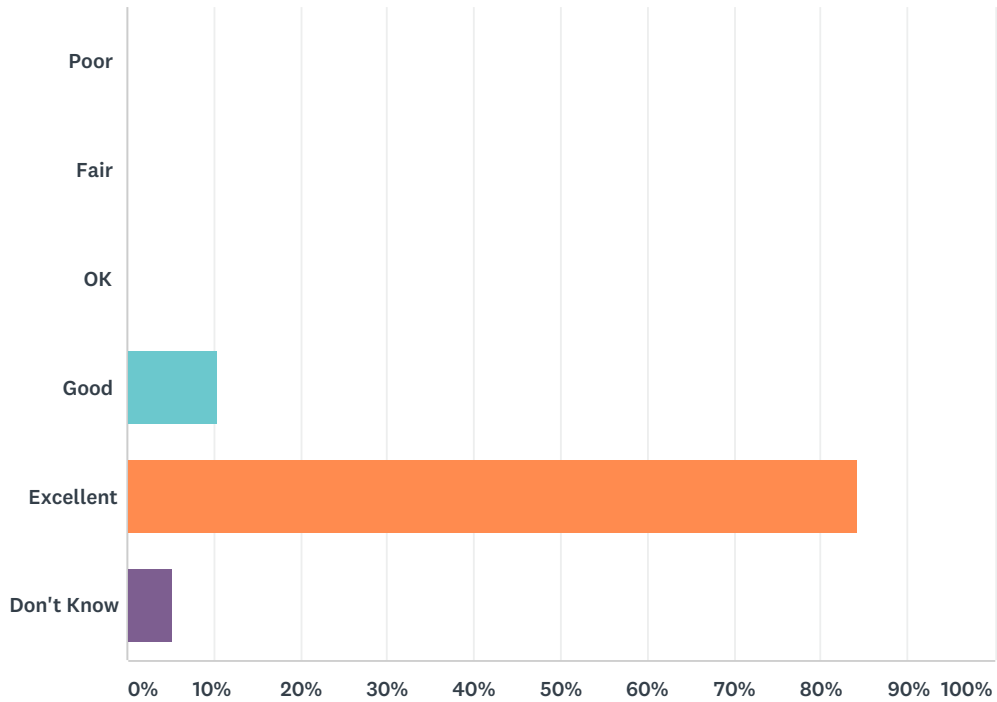
Answered: 19 Skipped: 1



ANSWER CHOICES	RESPONSES	
Poor	0.00%	0
Fair	0.00%	0
OK	5.26%	1
Good	26.32%	5
Excellent	68.42%	13
Don't Know	0.00%	0
TOTAL		19

Q23 Maintaining and complying with chapter policies that ensure the safety and well-being of the chapter and its constituents.

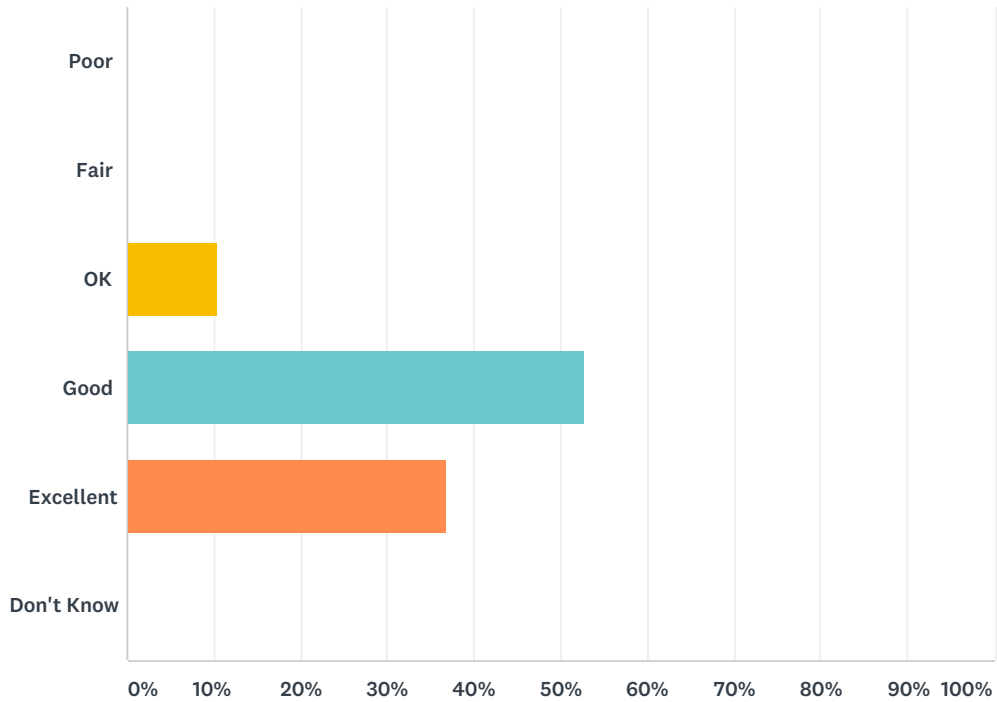
Answered: 19 Skipped: 1



ANSWER CHOICES	RESPONSES	
Poor	0.00%	0
Fair	0.00%	0
OK	0.00%	0
Good	10.53%	2
Excellent	84.21%	16
Don't Know	5.26%	1
TOTAL		19

Q24 Advocating and garnering support from the community at-large and its key community leaders.

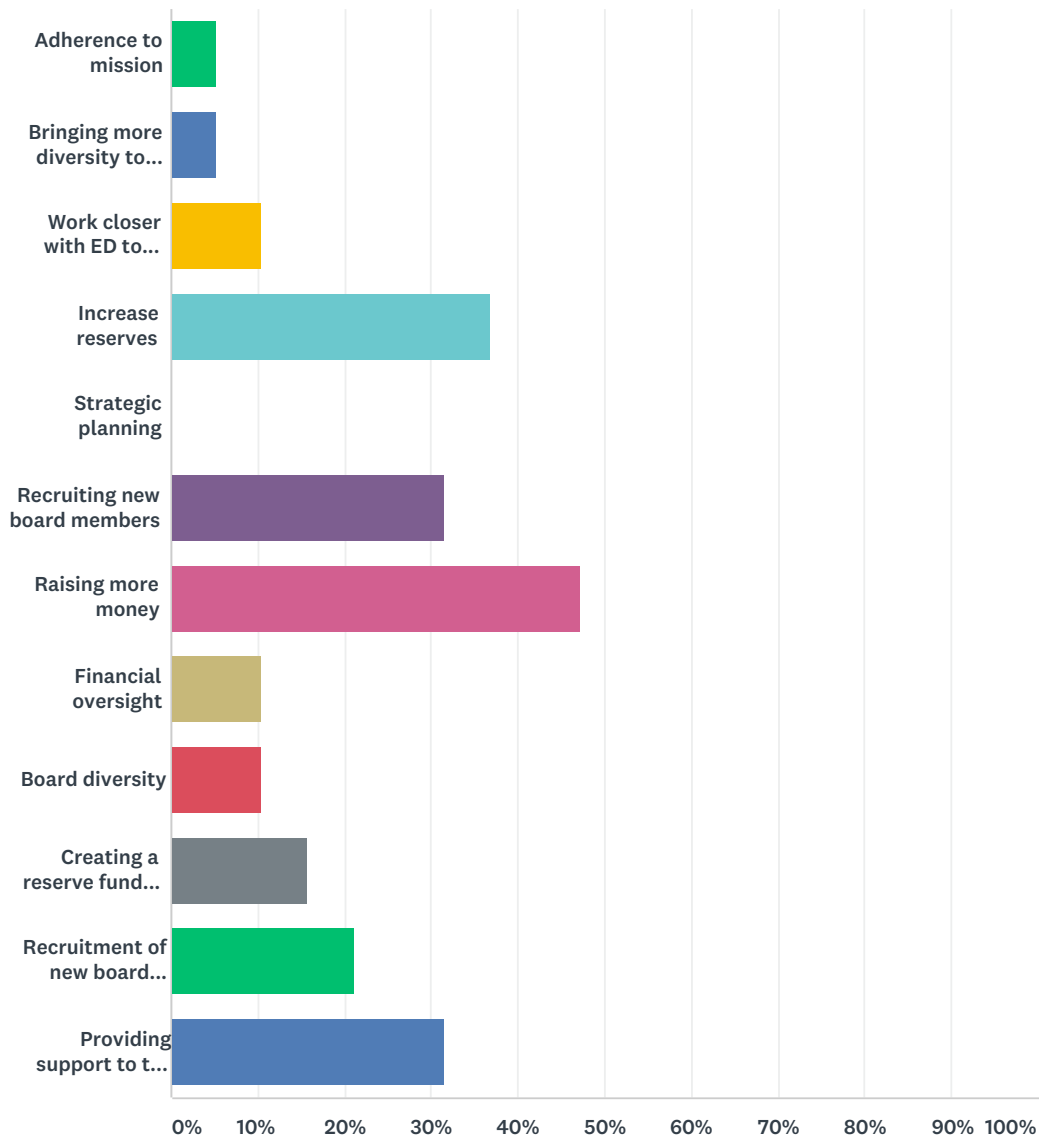
Answered: 19 Skipped: 1



ANSWER CHOICES	RESPONSES	
Poor	0.00%	0
Fair	0.00%	0
OK	10.53%	2
Good	52.63%	10
Excellent	36.84%	7
Don't Know	0.00%	0
TOTAL		19

Q25 List at least two issues on which you believe the board should focus its attention in the next year. Please be as specific as possible.

Answered: 19 Skipped: 1



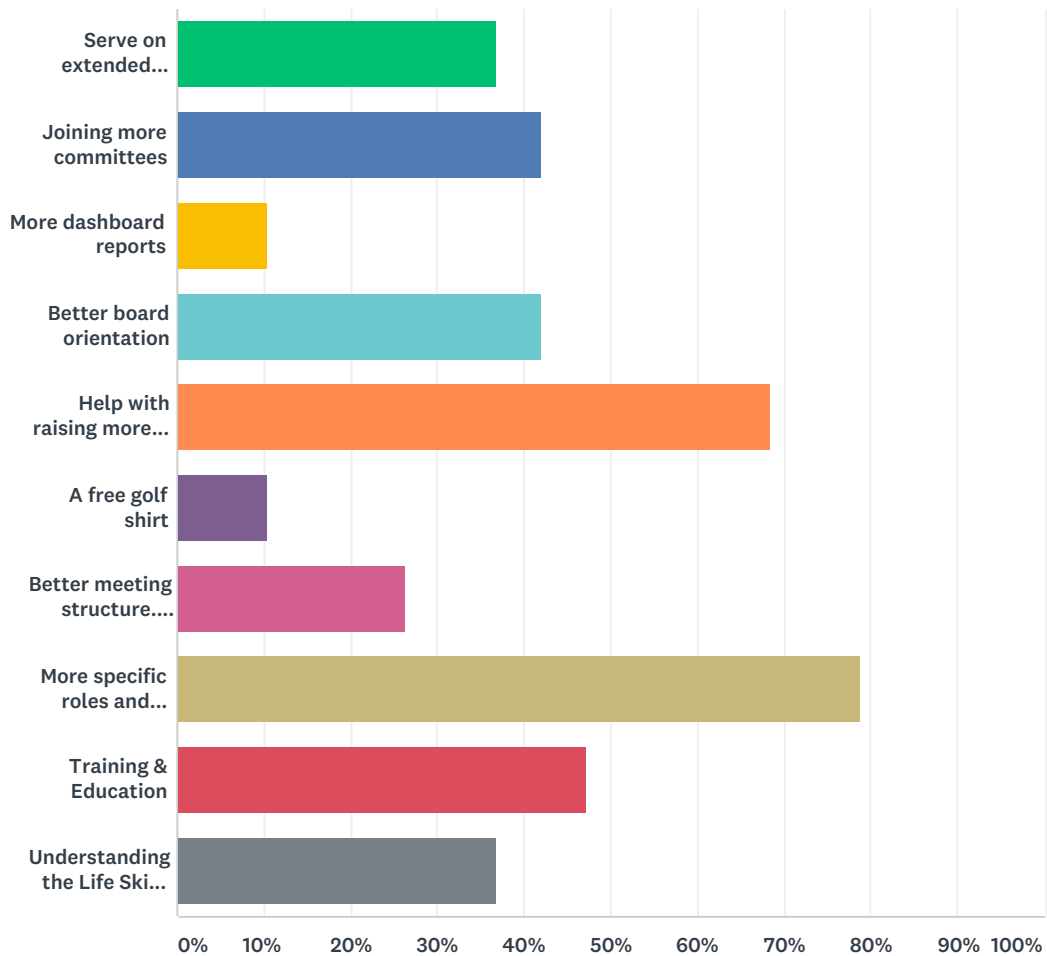
ANSWER CHOICES	RESPONSES
Adherence to mission	5.26% 1
Bringing more diversity to the board and programs	5.26% 1
Work closer with ED to achieve goals	10.53% 2
Increase reserves	36.84% 7
Strategic planning	0.00% 0
Recruiting new board members	31.58% 6
Raising more money	47.37% 9

TFT Central Coast - 2018 Board Assessment Survey

Financial oversight	10.53%	2
Board diversity	10.53%	2
Creating a reserve fund to cover 6 months of operating expenses	15.79%	3
Recruitment of new board members	21.05%	4
Providing support to the chapter's ED.	31.58%	6
Total Respondents: 19		

Q26 What specifically would help make you a more engaged board member? (choose 4)

Answered: 19 Skipped: 1



ANSWER CHOICES	RESPONSES	
Serve on extended committees	36.84%	7
Joining more committees	42.11%	8
More dashboard reports	10.53%	2
Better board orientation	42.11%	8
Help with raising more money	68.42%	13
A free golf shirt	10.53%	2
Better meeting structure. Less reporting and more strategic planning	26.32%	5
More specific roles and responsibilities at the committee level	78.95%	15
Training & Education	47.37%	9
Understanding the Life Skills Experience	36.84%	7

Total Respondents: 19

Q27 Feel free to make any comments in the space provided.

Answered: 3 Skipped: 17

#	RESPONSES	DATE
1	Love what's going on here and happy to help!	3/28/2018 12:23 PM
2	I will feel much better about TFTCC when my pet project launches and is successful; that will encourage me to increase my time commitment to my very favorite charity!!!!	3/13/2018 4:44 PM
3	This is an excellent board coupled with a great ED and PD.	3/12/2018 4:24 PM

Q28 Name of chapter representative completing survey:

Answered: 11 Skipped: 9

#	RESPONSES	DATE
1	Tftcc	4/27/2018 8:32 AM
2	Jessani	4/27/2018 6:43 AM
3	Bonnie Lauer	4/10/2018 3:11 PM
4	Matt lane	4/10/2018 8:04 AM
5	David Gronsky	4/9/2018 6:26 PM
6	Andrew Sherman	3/28/2018 12:23 PM
7	Tftcc	3/21/2018 10:24 AM
8	W. Joe Bush	3/13/2018 4:44 PM
9	Lori Vereker	3/12/2018 4:24 PM
10	Robert Moss	3/12/2018 1:13 PM
11	Linda DeTarr	3/12/2018 1:10 PM